






PH SCALE

Cut out the liquids and arrange them in order from strongest acid (pH = 0) to strongest base (pH = 14). Number and color the squares, starting with red for acids and transitioning to purple for bases. Tape the squares together on the back side to make an illustrated pH scale!



Battery Acid 	Stomach Acid 	Lemon Juice 
Orange Juice 	Tomato Juice 	Coffee 
Milk 	Water 	Seawater 
Baking Soda 	Stomach Medicine 	Ammonia 
Soap 	Bleach 	Drain Cleaner 